




Club Health Assessment for District 43 K through July 2025

| | | | Status | Membership | | | | | Reports | | | | | Finance | LCIF | |
|------------------------------------|------------------------------|--------------|-------------------------------------|-------------------------|-------------------|---------------------|---------------------|-------------------------|---------------------------------------|--------------------------------|--------------------------------|---------------------------------|-------------------|--------------------------------------|-----------------|---------------|
| Club Number | Club Name | Charter Date | Times in Status Quo in Past 2 Years | Current Member Count ** | YTD Members Added | YTD Members Dropped | YTD Net Growth% *** | Member Count 1 Year Ago | Dropped Members Avg.Length of Service | Months Since Membership Update | Current Officers Reported **** | Current President Repeated Term | VP Reported ***** | Last Date Reported Service (mm/yyyy) | Account Balance | YTD Donations |
| Clubs less than two years old | | | | | | | | | | | | | | | | |
| 179636 | Ballard County | 12/09/2024 | Active | 28 | 0 | 0 | 0.00% | 0 | | 0 | Y | | N | 06/2025 | | |
| 178982 | Campbellsville-Taylor County | 10/18/2024 | Active | 17 | 0 | 0 | 0.00% | 0 | | 1 | Y | 2 | N | 06/2025 | | |
| 156293 | Hopkins County Pactus | 11/13/2023 | Active | 55 | 0 | 0 | 0.00% | 43 | | 0 | Y | | N | 04/2025 | | |
| 187011 | Murray Racers | 07/14/2025 | Newly Chartered | 25 | 25 | 0 | 100.00% | 0 | | 0 | Y | | | | | |
| 182713 | Princeton | 06/11/2025 | Newly Chartered | 25 | 0 | 0 | 0.00% | 0 | | 1 | Y | 2 | | | | |
| 180774 | Tradewater | 02/14/2025 | Active | 25 | 0 | 0 | 0.00% | 0 | | 4 | Y | 2 | R | 03/2025 | 90+ Days | |
| Clubs more than two years old | | | | | | | | | | | | | | | | |
| 14062 | ALBANY | 04/27/1942 | Active(1) | 10 | 0 | 0 | 0.00% | 0 | | 1 | Y | 2 | | 02/2025 | | |
| 13949 | AUSTIN TRACY | 02/25/1957 | Active(2) | 8 | 0 | 0 | 0.00% | 8 | | 20 | Y | | R | 07/2024 | | |
| 121039 | Barren County Evening | 12/30/2013 | Active(1) | 0 | 0 | 0 | 0.00% | 11 | | 1 | N | None | | 05/2025 | | |
| 13912 | BENTON | 01/09/1940 | Active | 18 | 0 | 0 | 0.00% | 21 | | 0 | Y | | N | 11/2024 | | |
| 13953 | BOWLING GREEN EVENING | 03/30/1965 | Active | 4 | 0 | 0 | 0.00% | 5 | | 11 | Y | 6 | | 07/2024 | | |
| 13952 | BOWLING GREEN NOON | 02/26/1931 | Active | 46 | 0 | 0 | 0.00% | 50 | | 1 | Y | | N | 07/2025 | | |
| Exc Award (06/30/2023) | | | | | | | | | | | | | | | | |
| 13913 | CADIZ | 06/29/1943 | Active | 23 | 1 | 0 | 4.55% | 31 | | 0 | Y | | N | 07/2025 | | \$150.00 |
| Exc Award (06/30/2018, 06/30/2024) | | | | | | | | | | | | | | | | |
| 13957 | CALHOUN | 10/13/1941 | Active | 13 | 0 | 0 | 0.00% | 11 | | 0 | Y | 3 | N | 07/2025 | | |
| 13914 | CALVERT CITY | 05/20/1948 | Active | 27 | 0 | 0 | 0.00% | 27 | | 1 | Y | | N | 07/2025 | | |
| Exc Award (06/30/2022, 06/30/2023) | | | | | | | | | | | | | | | | |
| 86104 | CAVE COUNTRY | 04/06/2005 | Active | 11 | 0 | 0 | 0.00% | 11 | | 3 | Y | | N | 12/2024 | | |
| Exc Award (06/30/2021, 06/30/2023) | | | | | | | | | | | | | | | | |
| 13959 | CENTRAL CITY | 03/11/1940 | Active | 44 | 0 | 2 | -4.35% | 47 | 2 | 0 | Y | 2 | R | 12/2024 | | |
| 13917 | CONCORD | 03/25/1963 | Active(1) | 1 | 0 | 0 | 0.00% | 1 | | 2 | Y | 12 | R | 05/2025 | | |
| 13918 | CORYDON | 01/21/1948 | Active | 13 | 1 | 1 | 0.00% | 14 | 3 | 0 | Y | 24 | R | 12/2024 | | |
| 13919 | CRITTENDEN COUNTY L C | 01/26/1972 | Active(1) | 11 | 0 | 0 | 0.00% | 14 | | 2 | Y | 2 | R | 10/2024 | | |
| 13961 | DAVIESS COUNTY | 09/01/1958 | Active | 43 | 0 | 0 | 0.00% | 47 | | 1 | Y | | IP | 12/2024 | | |



Club Health Assessment for District 43 K through July 2025

|  | | | Status | Membership | | | | | Reports | | | | Finance | LCIF | | |
|--|--|--------------|-------------------------------------|-------------------------|-------------------|---------------------|---------------------|-------------------------|---------------------------------------|--------------------------------|--------------------------------|---------------------------------|-------------------|--------------------------------------|-----------------|---------------|
| Club Number | Club Name | Charter Date | Times in Status Quo in Past 2 Years | Current Member Count ** | YTD Members Added | YTD Members Dropped | YTD Net Growth% *** | Member Count 1 Year Ago | Dropped Members Avg.Length of Service | Months Since Membership Update | Current Officers Reported **** | Current President Repeated Term | VP Reported ***** | Last Date Reported Service (mm/yyyy) | Account Balance | YTD Donations |
| 13963 | EDMONSON COUNTY L C | 10/25/1955 | Active | 63 | 0 | 0 | 0.00% | 56 | | 2 | Y | | N | 11/2024 | | |
| 13995 | ELIZABETHTOWN | 09/25/1941 | Active | 67 | 3 | 0 | 4.69% | 63 | | 0 | Y | | N | 07/2025 | | |
| | Exc Award (06/30/2021, 06/30/2022, 06/30/2024) | | | | | | | | | | | | | | | |
| 13964 | FORDSVILLE | 03/30/1949 | Active(1) | 7 | 0 | 0 | 0.00% | 7 | | 98 | Y | 23 | | 06/2025 | | |
| 13965 | FRANKLIN | 02/22/1940 | Active | 37 | 0 | 0 | 0.00% | 39 | | 2 | Y | | N | 08/2024 | | |
| | Exc Award (06/30/2018) | | | | | | | | | | | | | | | |
| 13922 | FREDONIA | 03/29/1957 | Active | 11 | 0 | 0 | 0.00% | 11 | | 13 | Y | 3 | R | 12/2024 | | |
| 13923 | FULTON | 06/07/1924 | Active | 29 | 2 | 1 | 3.57% | 31 | 0 | 0 | Y | | | 09/2024 | | |
| 14074 | GAMALIEL | 09/06/1946 | Active | 20 | 0 | 0 | 0.00% | 19 | | 4 | Y | | | 12/2024 | | |
| 13966 | GLASGOW | 12/15/1932 | Active(3) | 11 | 0 | 0 | 0.00% | 5 | | 1 | Y | | N | 11/2024 | | |
| 13996 | GLENDALE | 12/19/1946 | Active | 34 | 0 | 0 | 0.00% | 47 | | 1 | Y | | N | 05/2025 | | |
| 129025 | Grand Rivers | 09/30/2016 | Active(1) | 2 | 0 | 0 | 0.00% | 4 | | 11 | Y | 3 | | 11/2024 | | |
| 13967 | GREENVILLE | 02/25/1971 | Active | 17 | 0 | 0 | 0.00% | 27 | | 1 | Y | | N | 06/2025 | | |
| | Exc Award (06/30/2017, 06/30/2018, 06/30/2021, 06/30/2022) | | | | | | | | | | | | | | | |
| 104204 | HANSON | 12/22/2008 | Active(1) | 24 | 0 | 0 | 0.00% | 26 | | 8 | Y | 2 | | 09/2024 | | |
| 13978 | HART COUNTY | 09/01/1939 | Active | 27 | 0 | 0 | 0.00% | 27 | | 19 | Y | | N | 11/2024 | | |
| 13969 | HARTFORD-BEAVER DAM | 02/27/1948 | Active | 23 | 0 | 0 | 0.00% | 27 | | 3 | Y | | N | 03/2025 | | |
| | Exc Award (06/30/2018) | | | | | | | | | | | | | | | |
| 13970 | HAWESVILLE | 11/18/1952 | Active | 23 | 0 | 0 | 0.00% | 21 | | 6 | Y | | IP | 11/2024 | | |
| 13925 | HENDERSON | 11/21/1939 | Active | 91 | 0 | 1 | -1.09% | 93 | 1 | 0 | Y | | N | 06/2025 | | |
| | Exc Award (06/30/2022, 06/30/2023) | | | | | | | | | | | | | | | |
| 37803 | HENDERSON BRFS | 12/13/1979 | Active | 15 | 0 | 0 | 0.00% | 23 | | 1 | Y | 2 | N | 06/2025 | | \$1,000.00 |
| 13998 | HODGENVILLE | 04/23/1956 | Active | 16 | 0 | 0 | 0.00% | 16 | | 0 | Y | 2 | R | 07/2025 | | |
| 13929 | HOPKINSVILLE | 01/19/1940 | Active | 60 | 1 | 1 | 0.00% | 60 | 0 | 0 | Y | | N | 06/2025 | | \$2,510.00 |
| | Exc Award (06/30/2017, 06/30/2018, 06/30/2021, 06/30/2022, 06/30/2023) | | | | | | | | | | | | | | | |
| 46025 | KNOTTSVILLE | 04/01/1986 | Active | 27 | 0 | 0 | 0.00% | 23 | | 1 | N | None | R | 10/2024 | | |
| | Exc Award (06/30/2023) | | | | | | | | | | | | | | | |
| 47298 | LEBANON | 05/06/1987 | Active | 47 | 0 | 0 | 0.00% | 48 | | 1 | Y | 2 | R | 06/2025 | | |



Club Health Assessment for District 43 K through July 2025

| | | | Status | Membership | | | | | | Reports | | | | Finance | LCIF | |
|-------------|--|--------------|-------------------------------------|-------------------------|-------------------|---------------------|---------------------|-------------------------|---------------------------------------|--------------------------------|--------------------------------|---------------------------------|-------------------|--------------------------------------|-----------------|---------------|
| Club Number | Club Name | Charter Date | Times in Status Quo in Past 2 Years | Current Member Count ** | YTD Members Added | YTD Members Dropped | YTD Net Growth% *** | Member Count 1 Year Ago | Dropped Members Avg.Length of Service | Months Since Membership Update | Current Officers Reported **** | Current President Repeated Term | VP Reported ***** | Last Date Reported Service (mm/yyyy) | Account Balance | YTD Donations |
| 102155 | LEBANON JUNCTION RAILROAD CITY | 05/16/2008 | Active | 12 | 0 | 0 | 0.00% | 11 | | 5 | Y | | IP | 12/2024 | | |
| 13976 | LEITCHFIELD | 04/18/1955 | Active | 44 | 0 | 0 | 0.00% | 49 | | 1 | Y | | N | 07/2025 | | \$50.00 |
| | Exc Award (06/30/2024) | | | | | | | | | | | | | | | |
| 13974 | LEWISBURG | 05/18/1956 | Active | 21 | 0 | 0 | 0.00% | 20 | | 2 | N | | N | 07/2024 | | |
| 13975 | LEWISPORT | 01/16/1959 | Active | 73 | 0 | 0 | 0.00% | 62 | | 2 | Y | 3 | R | 06/2025 | | |
| | Exc Award (06/30/2022, 06/30/2023) | | | | | | | | | | | | | | | |
| 13977 | LIVERMORE | 02/15/1968 | Active | 27 | 0 | 0 | 0.00% | 29 | | 8 | Y | | | 06/2025 | | |
| | Exc Award (06/30/2021, 06/30/2022, 06/30/2023) | | | | | | | | | | | | | | | |
| 13931 | LONE OAK | 09/22/1948 | Active | 34 | 0 | 0 | 0.00% | 38 | | 0 | Y | | N | 06/2025 | | |
| | Exc Award (06/30/2020) | | | | | | | | | | | | | | | |
| 13933 | MADISONVILLE | 10/24/1939 | Active | 61 | 0 | 0 | 0.00% | 63 | | 1 | Y | | N | 07/2025 | | |
| 66470 | MADISONVILLE COMM & TECH CLG | 06/28/2002 | Active | 26 | 0 | 0 | 0.00% | 23 | | 1 | Y | 8 | R | 05/2025 | | |
| | Exc Award (06/30/2021, 06/30/2024) | | | | | | | | | | | | | | | |
| 13934 | MAYFIELD | 05/14/1920 | Active | 41 | 0 | 0 | 0.00% | 39 | | 2 | Y | | N | 07/2025 | | |
| | Exc Award (06/30/2024) | | | | | | | | | | | | | | | |
| 13935 | MORGANFIELD | 05/06/1943 | Active | 50 | 0 | 0 | 0.00% | 52 | | 0 | Y | | N | 11/2024 | | |
| 14008 | Mt. Washington, Inc. | 06/23/1948 | Active | 96 | 1 | 0 | 1.05% | 85 | | 0 | Y | 2 | R | 07/2025 | | |
| | Exc Award (06/30/2021, 06/30/2022) | | | | | | | | | | | | | | | |
| 13936 | MURRAY | 09/14/1939 | Active | 37 | 1 | 1 | 0.00% | 37 | 39 | 0 | Y | | N | 07/2025 | | \$20.00 |
| | Exc Award (06/30/2023) | | | | | | | | | | | | | | | |
| 130252 | Murray Business | 03/03/2017 | Active | 29 | 10 | 21 | -27.50% | 28 | 0 | 0 | Y | 4 | R | 03/2025 | | |
| 14010 | NORTH HARDIN L C | 01/05/1970 | Active | 24 | 0 | 1 | -4.00% | 20 | 18 | 0 | Y | 4 | R | 07/2025 | | |
| 13979 | OWENSBORO | 06/19/1920 | Active | 45 | 0 | 0 | 0.00% | 46 | | 0 | Y | | N | 07/2025 | | \$1,000.00 |
| 13938 | PADUCAH | 04/16/1920 | Active | 28 | 0 | 0 | 0.00% | 37 | | 2 | Y | | R | 01/2025 | | |
| 13980 | PARK CITY | 08/07/1946 | Active | 10 | 0 | 0 | 0.00% | 10 | | 21 | Y | 2 | R | 01/2025 | | |
| 13981 | RUSSELLVILLE | 03/21/1940 | Active | 19 | 1 | 1 | 0.00% | 19 | 8 | 0 | N | | N | 07/2024 | | |
| | Exc Award (06/30/2023) | | | | | | | | | | | | | | | |
| 13982 | SACRAMENTO | 08/21/1952 | Active | 20 | 0 | 0 | 0.00% | 17 | | 1 | Y | 3 | N | 08/2024 | | |
| | Exc Award (06/30/2023, 06/30/2024) | | | | | | | | | | | | | | | |
| 13983 | SCOTTSVILLE | 06/03/1948 | Active(1) | 13 | 0 | 0 | 0.00% | 0 | | 10 | Y | 2 | N | 10/2024 | | |



Club Health Assessment for District 43 K through July 2025

| | | | Status | Membership | | | | | Reports | | | | Finance | | LCIF | |
|-------------|--|--------------|-------------------------------------|-------------------------|-------------------|---------------------|---------------------|-------------------------|---------------------------------------|--------------------------------|--------------------------------|---------------------------------|-------------------|--------------------------------------|-----------------|---------------|
| Club Number | Club Name | Charter Date | Times in Status Quo in Past 2 Years | Current Member Count ** | YTD Members Added | YTD Members Dropped | YTD Net Growth% *** | Member Count 1 Year Ago | Dropped Members Avg.Length of Service | Months Since Membership Update | Current Officers Reported **** | Current President Repeated Term | VP Reported ***** | Last Date Reported Service (mm/yyyy) | Account Balance | YTD Donations |
| 37515 | SEDALIA | 09/18/1979 | Active | 43 | 0 | 0 | 0.00% | 44 | | 2 | Y | 2 | N | 07/2024 | | |
| 13944 | SMITH MILLS | 02/06/1958 | Active | 17 | 0 | 0 | 0.00% | 21 | | 8 | Y | 7 | | 09/2024 | | |
| | Exc Award (06/30/2023) | | | | | | | | | | | | | | | |
| 13985 | SMITHS GROVE | 06/11/1946 | Active | 19 | 1 | 0 | 5.56% | 14 | | 0 | Y | | N | 07/2025 | | |
| | Exc Award (06/30/2018) | | | | | | | | | | | | | | | |
| 14021 | SPRINGFIELD | 01/16/1945 | Active | 6 | 0 | 0 | 0.00% | 6 | | 1 | Y | 7 | | 10/2024 | | |
| 13986 | TEMPLE HILL | 11/12/1953 | Active | 27 | 0 | 0 | 0.00% | 25 | | 1 | Y | 3 | N | 07/2024 | | |
| 14095 | TOMPKINSVILLE | 09/09/1946 | Active | 13 | 0 | 0 | 0.00% | 29 | | 2 | Y | 14 | N | 05/2025 | | |
| 77292 | VETTE CITY | 06/25/2003 | Active | 16 | 0 | 0 | 0.00% | 17 | | 3 | Y | 2 | N | 07/2025 | | \$1,000.00 |
| 13921 | WEBSTER COUNTY | 05/14/1969 | Active | 31 | 0 | 0 | 0.00% | 48 | | 3 | Y | | N | 07/2025 | | |
| | Exc Award (06/30/2018, 06/30/2020, 06/30/2021) | | | | | | | | | | | | | | | |
| 13987 | WHITESVILLE | 11/16/1964 | Active | 51 | 0 | 0 | 0.00% | 50 | | 0 | Y | | N | 06/2025 | | |
| | Exc Award (06/30/2023) | | | | | | | | | | | | | | | |
| 13948 | WINGO | 02/13/1964 | Active | 20 | 0 | 0 | 0.00% | 20 | | 17 | N | | N | 02/2025 | | |
| 14023 | ZONETON NORTH BULLITT | 05/25/1971 | Active(2) | 19 | 0 | 0 | 0.00% | 22 | | 10 | Y | 11 | | 07/2024 | | |

Clubs Cancelled Previous Fiscal Year – Clubs Cancelled within last 12 months may be reinstated

| Club Number | Club Name | Charter Date | Current Status* | Cancellation Date |
|-------------|--------------|--------------|-----------------|-------------------|
| 43350 | DRAFFENVILLE | 01/31/1984 | Cancelled(8*) | 07/29/2024 |

| Current Total Clubs Count | YTD New Clubs Count | YTD Cancelled Clubs Count | YTD Net Club Gain | Current Total Members Count | YTD Add | YTD Drop | YTD Net Growth | YTD Net Growth % | Member Count 12 Months Ago | Average Member Count Per Club | % of Clubs with less than 20 members | % No Officer Report in 12 Months | % of Clubs with balance 90+ days | Number of Clubs in Status Quo | % Status Quo Clubs in Financial Suspension | Number of Cancelled Clubs | Average Cancelled Club Age | Members Lost Due to Cancellation | % of Clubs Cancelled for Non-Financial Reasons |
|---------------------------|---------------------|---------------------------|-------------------|-----------------------------|---------|----------|----------------|------------------|----------------------------|-------------------------------|--------------------------------------|----------------------------------|----------------------------------|-------------------------------|--|---------------------------|----------------------------|----------------------------------|--|
| 73 | 1 | 0 | 1 | 2,070 | 47 | 30 | 17 | 0.83% | 1,995 | 28 | 38% | 0% | 1% | 0 | 0% | 0 | 0 | 0 | 0% |

* - P - Priority Club. Cancellation Reasons: 1-Objectives/conduct, 2-Non-active club, 5-Non-existing club, 6-Disbanding, 7-Merger, 8-Financial Suspension, 9-District/Multiple District Dues.

** Red denotes below 15 active members.

*** Red denotes 20% + loss.

**** Y - all 3 (President, Secretary, Treasurer) club officers reported, N - not all 3 reported.

***** Abbreviation: N-New, IP-Immediate Past, R-Repeat.




Club Health Assessment for District 43 Y through July 2025

| | | | Status | Membership | | | | | Reports | | | | Finance | | LCIF | |
|------------------------------------|---------------------------------|--------------|-------------------------------------|-------------------------|-------------------|---------------------|---------------------|-------------------------|---------------------------------------|--------------------------------|--------------------------------|---------------------------------|-------------------|--------------------------------------|-----------------|---------------|
| Club Number | Club Name | Charter Date | Times in Status Quo in Past 2 Years | Current Member Count ** | YTD Members Added | YTD Members Dropped | YTD Net Growth% *** | Member Count 1 Year Ago | Dropped Members Avg.Length of Service | Months Since Membership Update | Current Officers Reported **** | Current President Repeated Term | VP Reported ***** | Last Date Reported Service (mm/yyyy) | Account Balance | YTD Donations |
| Clubs less than two years old | | | | | | | | | | | | | | | | |
| 180409 | Louisville Water By Women Cyber | 02/20/2025 | Active | 33 | 0 | 0 | 0.00% | 0 | | 4 | N | None | | | | |
| Clubs more than two years old | | | | | | | | | | | | | | | | |
| 14098 | ASHLAND | 02/12/1924 | Active | 22 | 0 | 0 | 0.00% | 23 | | 1 | Y | | N | 10/2024 | | |
| 14099 | ASHLAND SOUTH ASHLAND | 03/04/1957 | Active | 10 | 0 | 0 | 0.00% | 14 | | 3 | Y | 9 | R | 01/2025 | | |
| 14065 | BEREA | 02/25/1946 | Active | 28 | 0 | 0 | 0.00% | 26 | | 1 | N | 2 | | 07/2025 | | |
| 14103 | BOONEVILLE | 04/10/1945 | Active | 30 | 0 | 0 | 0.00% | 30 | | 23 | Y | 15 | | 12/2024 | | |
| 41016 | BUTLER | 03/16/1982 | Active | 41 | 4 | 0 | 10.81% | 39 | | 0 | Y | 3 | R | 07/2025 | | |
| 47412 | CARROLLTON | 06/02/1987 | Active | 18 | 0 | 0 | 0.00% | 18 | | 26 | Y | 2 | R | 08/2024 | | |
| 14107 | CLAY CITY | 04/11/1961 | Active | 3 | 0 | 0 | 0.00% | 5 | | 3 | Y | 3 | R | 09/2024 | | |
| 14071 | CORBIN | 12/08/1947 | Active | 11 | 0 | 0 | 0.00% | 11 | | 5 | Y | 3 | R | 01/2025 | | |
| 14031 | COVINGTON-KENTON | 09/17/1940 | Active | 18 | 0 | 0 | 0.00% | 18 | | 10 | Y | 3 | | 01/2025 | | |
| 14072 | CUMBERLAND | 10/08/1945 | Active | 6 | 0 | 0 | 0.00% | 6 | | 3 | Y | 4 | R | 10/2024 | | |
| 14032 | CYNTHIANA | 07/31/1939 | Active | 77 | 0 | 0 | 0.00% | 77 | | 1 | N | | N | 05/2025 | | \$1,000.00 |
| Exc Award (06/30/2023, 06/30/2024) | | | | | | | | | | | | | | | | |
| 14035 | ERLANGER | 03/09/1945 | Active | 52 | 0 | 0 | 0.00% | 47 | | 1 | Y | | R | 07/2025 | | |
| 61330 | ESTILL COUNTY | 12/07/1998 | Active | 20 | 0 | 1 | -4.76% | 21 | 6 | 0 | Y | 2 | N | 08/2024 | | |
| 29121 | FAIRDALE | 04/05/1974 | Active | 25 | 1 | 0 | 4.17% | 32 | | 0 | Y | 4 | R | 06/2025 | | |
| 14036 | FALMOUTH | 06/16/1966 | Active | 8 | 0 | 0 | 0.00% | 8 | | 2 | Y | 3 | R | 06/2025 | | |
| 44428 | FLATWOODS | 12/10/1984 | Active | 14 | 2 | 1 | 7.69% | 13 | 6 | 0 | Y | | IP | 05/2025 | | |
| Exc Award (06/30/2024) | | | | | | | | | | | | | | | | |
| 14109 | FLEMINGSBURG | 08/04/1932 | Active | 27 | 0 | 0 | 0.00% | 30 | | 5 | Y | | N | 10/2024 | | |
| 14037 | FLORENCE | 12/08/1952 | Active | 26 | 0 | 0 | 0.00% | 26 | | 6 | Y | | N | 07/2025 | | |
| 14038 | FORT THOMAS | 11/07/1940 | Active | 88 | 0 | 0 | 0.00% | 90 | | 2 | Y | | N | 01/2025 | | |
| 14039 | FRANKFORT | 12/13/1923 | Active | 11 | 0 | 0 | 0.00% | 12 | | 1 | Y | 8 | R | 01/2025 | | |
| 29471 | GEORGETOWN | 06/21/1974 | Active | 10 | 0 | 0 | 0.00% | 10 | | 2 | Y | | IP | 10/2024 | | |
| Exc Award (06/30/2023, 06/30/2024) | | | | | | | | | | | | | | | | |
| 14112 | GREENUP | 04/16/1946 | Active | 18 | 0 | 0 | 0.00% | 32 | | 6 | N | None | | 10/2024 | | |




Club Health Assessment for District 43 Y through July 2025

|  | | | Status | Membership | | | | | | Reports | | | | Finance | | LCIF |
|--|----------------------|--------------|-------------------------------------|-------------------------|-------------------|---------------------|---------------------|-------------------------|---------------------------------------|--------------------------------|--------------------------------|---------------------------------|-------------------|--------------------------------------|-----------------|---------------|
| Club Number | Club Name | Charter Date | Times in Status Quo in Past 2 Years | Current Member Count ** | YTD Members Added | YTD Members Dropped | YTD Net Growth% *** | Member Count 1 Year Ago | Dropped Members Avg.Length of Service | Months Since Membership Update | Current Officers Reported **** | Current President Repeated Term | VP Reported ***** | Last Date Reported Service (mm/yyyy) | Account Balance | YTD Donations |
| Exc Award (06/30/2024) | | | | | | | | | | | | | | | | |
| 13997 | HARRODSBURG | 05/14/1931 | Active | 20 | 0 | 0 | 0.00% | 20 | | 1 | Y | 13 | | 08/2024 | | |
| 14113 | HAZARD | 03/16/1922 | Active | 45 | 0 | 2 | -4.26% | 47 | 33 | 0 | Y | 2 | N | 10/2024 | | |
| Exc Award (06/30/2024) | | | | | | | | | | | | | | | | |
| 14042 | HEBRON | 04/03/1956 | Active | 18 | 0 | 0 | 0.00% | 19 | | 4 | Y | 4 | R | 06/2025 | | \$825.00 |
| 14114 | HINDMAN | 09/09/1948 | Active | 10 | 0 | 0 | 0.00% | 15 | | 4 | Y | 6 | R | 05/2025 | | |
| 40616 | INDEPENDENCE | 12/21/1981 | Active | 5 | 0 | 0 | 0.00% | 6 | | 1 | N | 5 | N | 02/2025 | | |
| 14117 | JACKSON | 03/10/1970 | Active | 30 | 0 | 3 | -9.09% | 30 | 1 | 0 | Y | 5 | N | 06/2025 | | |
| 13999 | JEFFERSONTOWN | 05/10/1966 | Active | 12 | 0 | 0 | 0.00% | 14 | | 1 | Y | | N | 05/2025 | | |
| 106424 | LAUREL COMMUNITY | 08/31/2009 | Active | 20 | 3 | 0 | 17.65% | 16 | | 0 | Y | 11 | R | 01/2025 | | |
| 14045 | LAWRENCEBURG | 07/24/1945 | Active | 15 | 0 | 1 | -6.25% | 14 | 1 | 0 | Y | | N | 07/2025 | | \$150.00 |
| Exc Award (06/30/2021) | | | | | | | | | | | | | | | | |
| 14046 | LEWISBURG MILL CREEK | 04/05/1966 | Active | 14 | 0 | 0 | 0.00% | 15 | | 3 | Y | 4 | R | 09/2024 | | |
| 14078 | LEXINGTON | 12/15/1920 | Active | 107 | 1 | 1 | 0.00% | 100 | 14 | 0 | Y | | N | 03/2025 | | \$10.00 |
| 14081 | LEXINGTON SOUTH | 04/30/1964 | Active | 20 | 0 | 0 | 0.00% | 19 | | 6 | Y | | N | 06/2025 | | |
| 116358 | LIVINGSTON COMMUNITY | 03/23/2012 | Active(2) | 0 | 0 | 0 | 0.00% | 5 | | 1 | N | None | | 01/2025 | 90+ Days | |
| 140593 | Louisville Campus | 01/07/2020 | Active | 8 | 0 | 0 | 0.00% | 10 | | 1 | Y | 2 | N | 04/2025 | | |
| 14002 | LOUISVILLE DOWNTOWN | 09/03/1920 | Active | 29 | 0 | 0 | 0.00% | 29 | | 1 | Y | | N | 08/2024 | | |
| 36714 | LOUISVILLE EAST | 03/20/1979 | Active | 25 | 0 | 1 | -3.85% | 22 | 2 | 0 | Y | | N | 06/2025 | | \$2,000.00 |
| Exc Award (06/30/2017, 06/30/2018, 06/30/2019, 06/30/2020) | | | | | | | | | | | | | | | | |
| 14003 | LOUISVILLE HIGHLAND | 02/04/1949 | Active | 7 | 0 | 0 | 0.00% | 7 | | 38 | Y | 16 | | 01/2025 | | |
| 30358 | LOUISVILLE WEST END | 03/11/1975 | Active | 13 | 0 | 0 | 0.00% | 13 | | 23 | N | None | | 08/2024 | | |
| 14047 | MAYS LICK | 01/29/1959 | Active | 19 | 0 | 0 | 0.00% | 19 | | 1 | Y | | N | 01/2025 | | |
| 14048 | MAYSVILLE | 02/28/1929 | Active | 20 | 0 | 0 | 0.00% | 22 | | 1 | Y | 2 | N | 01/2025 | | |
| Exc Award (06/30/2024) | | | | | | | | | | | | | | | | |
| 32212 | MIDDLETOWN | 05/18/1976 | Active | 47 | 1 | 0 | 2.17% | 47 | | 0 | Y | | N | 07/2025 | | \$25.00 |
| Exc Award (06/30/2024) | | | | | | | | | | | | | | | | |
| 14006 | MILTON | 03/09/1949 | Active | 3 | 0 | 0 | 0.00% | 3 | | 32 | Y | 5 | | 01/2025 | | |
| 14085 | MONTICELLO | 10/01/1948 | Active | 18 | 0 | 2 | -10.00% | 20 | 26 | 0 | Y | 6 | N | 07/2025 | | |



Club Health Assessment for District 43 Y through July 2025

|  | | | Status | Membership | | | | | Reports | | | | | Finance | LCIF | |
|--|------------------|--------------|-------------------------------------|-------------------------|-------------------|---------------------|---------------------|-------------------------|---------------------------------------|--------------------------------|--------------------------------|---------------------------------|-------------------|--------------------------------------|-----------------|---------------|
| Club Number | Club Name | Charter Date | Times in Status Quo in Past 2 Years | Current Member Count ** | YTD Members Added | YTD Members Dropped | YTD Net Growth% *** | Member Count 1 Year Ago | Dropped Members Avg.Length of Service | Months Since Membership Update | Current Officers Reported **** | Current President Repeated Term | VP Reported ***** | Last Date Reported Service (mm/yyyy) | Account Balance | YTD Donations |
| 14120 | MT STERLING | 01/15/1946 | Active | 21 | 5 | 0 | 31.25% | 15 | | 0 | Y | 8 | N | 12/2024 | 90+ Days | \$280.00 |
| 14086 | MT VERNON | 02/09/1944 | Active | 16 | 0 | 0 | 0.00% | 16 | | 1 | Y | 4 | R | 12/2024 | | |
| 14121 | NEON COMMUNITY | 04/08/1941 | Active | 24 | 0 | 0 | 0.00% | 29 | | 1 | Y | 2 | R | 12/2024 | | |
| Exc Award (06/30/2024) | | | | | | | | | | | | | | | | |
| 14051 | NEW CASTLE | 09/10/1945 | Active | 20 | 0 | 0 | 0.00% | 20 | | 0 | Y | 3 | N | 06/2025 | | |
| 14011 | NORTH OLDHAM | 10/30/1952 | Active | 61 | 0 | 0 | 0.00% | 61 | | 1 | Y | 13 | | 12/2024 | | |
| Exc Award (06/30/2018) | | | | | | | | | | | | | | | | |
| 49103 | ORANGEBURG | 12/19/1988 | Active | 31 | 1 | 0 | 3.33% | 28 | | 0 | Y | | N | 07/2025 | | |
| Exc Award (06/30/2023, 06/30/2024) | | | | | | | | | | | | | | | | |
| 14053 | OWENTON | 07/31/1945 | Active | 13 | 0 | 0 | 0.00% | 13 | | 2 | Y | 19 | | 01/2025 | | |
| 14122 | OWINGSVILLE | 12/09/1943 | Active | 27 | 0 | 0 | 0.00% | 28 | | 4 | Y | 4 | R | 08/2024 | | |
| 14054 | PARIS | 03/10/1931 | Active | 9 | 0 | 0 | 0.00% | 9 | | 14 | Y | 9 | R | 02/2025 | | |
| 14013 | PERRYVILLE | 09/25/1945 | Active | 19 | 0 | 0 | 0.00% | 19 | | 3 | Y | 4 | R | 07/2025 | | |
| 130909 | Pikeville | 05/10/2017 | Active | 18 | 0 | 0 | 0.00% | 26 | | 1 | Y | 2 | R | 11/2024 | | |
| 14089 | PINEVILLE | 08/12/1941 | Active | 12 | 0 | 0 | 0.00% | 12 | | 1 | Y | 2 | R | 12/2024 | | |
| 14126 | POWELL COUNTY | 01/21/1946 | Active | 56 | 0 | 0 | 0.00% | 55 | | 2 | Y | | N | 09/2024 | | |
| 14127 | RACELAND RUSSELL | 04/27/1953 | Active | 7 | 0 | 0 | 0.00% | 7 | | 16 | Y | 7 | | 01/2025 | | |
| 14090 | RICHMOND | 04/30/1931 | Active | 24 | 0 | 0 | 0.00% | 25 | | 1 | N | | R | 07/2024 | | |
| Exc Award (06/30/2024) | | | | | | | | | | | | | | | | |
| 14019 | SHELBY COUNTY | 04/12/1949 | Active | 19 | 0 | 0 | 0.00% | 15 | | 3 | Y | 3 | N | 07/2025 | | |
| Exc Award (06/30/2024) | | | | | | | | | | | | | | | | |
| 14018 | SHIVELY | 09/07/1948 | Active | 12 | 0 | 0 | 0.00% | 15 | | 1 | Y | 2 | R | 12/2024 | | |
| 14092 | SOMERSET | 04/14/1942 | Active | 5 | 0 | 0 | 0.00% | 5 | | 32 | N | None | | 01/2025 | | |
| 14020 | SOUTH OLDHAM | 02/03/1948 | Active | 14 | 0 | 0 | 0.00% | 15 | | 1 | Y | 6 | N | 03/2025 | | |
| 14093 | STANFORD | 09/19/1944 | Active | 28 | 0 | 0 | 0.00% | 29 | | 2 | Y | | N | 07/2025 | | |
| 14129 | TOLLESBORO | 04/12/1954 | Active | 48 | 0 | 0 | 0.00% | 37 | | 0 | Y | 5 | R | 04/2025 | | |
| Exc Award (06/30/2022, 06/30/2023, 06/30/2024) | | | | | | | | | | | | | | | | |
| 14130 | VANCEBURG | 05/02/1946 | Active | 27 | 0 | 0 | 0.00% | 23 | | 2 | Y | | R | 01/2025 | | |
| Exc Award (06/30/2024) | | | | | | | | | | | | | | | | |
| 14059 | WARSAW | 11/11/1946 | Active | 9 | 0 | 0 | 0.00% | 13 | | 11 | Y | 13 | R | 01/2025 | | |



Club Health Assessment for District 43 Y through July 2025

INTERNATIONAL

| Club Number | Club Name | Charter Date | Status | Membership | | | | | Reports | | | | | Finance | LCIF | |
|-------------|------------|--------------|-------------------------------------|-------------------------|-------------------|---------------------|---------------------|-------------------------|---------------------------------------|--------------------------------|--------------------------------|---------------------------------|-------------------|--------------------------------------|-----------------|---------------|
| | | | Times in Status Quo in Past 2 Years | Current Member Count ** | YTD Members Added | YTD Members Dropped | YTD Net Growth% *** | Member Count 1 Year Ago | Dropped Members Avg.Length of Service | Months Since Membership Update | Current Officers Reported **** | Current President Repeated Term | VP Reported ***** | Last Date Reported Service (mm/yyyy) | Account Balance | YTD Donations |
| 43229 | WHITESBURG | 12/08/1983 | Active | 7 | 0 | 0 | 0.00% | 8 | | 2 | Y | 5 | | 01/2025 | | |
| 14097 | WILMORE | 12/27/1952 | Active | 13 | 0 | 0 | 0.00% | 12 | | 1 | N | 16 | | 01/2025 | 90+ Days | |
| 14133 | WINCHESTER | 03/28/1931 | Active(1) | 4 | 0 | 0 | 0.00% | 4 | | 1 | Y | 9 | R | 01/2025 | | |

Clubs Cancelled Previous Fiscal Year – Clubs Cancelled within last 12 months may be reinstated

| Club Number | Club Name | Charter Date | Current Status* | Cancellation Date |
|-------------|-------------|--------------|-----------------|-------------------|
| 14084 | MIDDLESBORO | 02/24/1941 | Cancelled(8*) | 12/30/2024 |

| Current Total Clubs Count | YTD New Clubs Count | YTD Cancelled Clubs Count | YTD Net Club Gain | Current Total Members Count | YTD Add | YTD Drop | YTD Net Growth | YTD Net Growth % | Member Count 12 Months Ago | Average Member Count Per Club | % of Clubs with less than 20 members | % No Officer Report in 12 Months | % of Clubs with balance 90+ days | Number of Clubs in Status Quo | % Status Quo Clubs in Financial Suspension | Number of Cancelled Clubs | Average Cancelled Club Age | Members Lost Due to Cancellation | % of Clubs Cancelled for Non-Financial Reasons |
|---------------------------|---------------------|---------------------------|-------------------|-----------------------------|---------|----------|----------------|------------------|----------------------------|-------------------------------|--------------------------------------|----------------------------------|----------------------------------|-------------------------------|--|---------------------------|----------------------------|----------------------------------|--|
| 72 | 0 | 0 | 0 | 1,645 | 18 | 12 | 6 | 0.37% | 1,639 | 23 | 54% | 1% | 4% | 0 | 0% | 0 | 0 | 0 | 0% |

* - P - Priority Club. Cancellation Reasons: 1-Objectives/conduct, 2-Non-active club, 5-Non-existing club, 6-Disbanding, 7-Merger, 8-Financial Suspension, 9-District/Multiple District Dues.

** Red denotes below 15 active members.

*** Red denotes 20% + loss.

**** Y - all 3 (President, Secretary, Treasurer) club officers reported, N - not all 3 reported.

***** Abbreviation: N-New, IP-Immediate Past, R-Repeat.